

NEW RIVER SOLID WASTE ASSOCIATION

FINANCIAL STATEMENTS

SEPTEMBER 30, 2023

**NEW RIVER SOLID WASTE ASSOCIATION
TABLE OF CONTENTS
SEPTEMBER 30, 2023**

	<u>Page Number(s)</u>
Independent Auditors' Report	1 – 3
Management's Discussion and Analysis	4 – 7
Basic Financial Statements	
Statement of Net Position	8
Statement of Revenues, Expenses, and Changes in Net Position	9
Statement of Cash Flows	10
Notes to Financial Statements	11 – 24
Required Supplementary Information	
Schedule of Changes in Total OPEB Liability and Related Ratios	25
Schedule of Proportionate Share of Net Pension Liability – FRS/HIS	26
Schedule of Contributions – FRS/HIS	27
Independent Auditors' Report on Internal Control Over Financial Reporting and on Compliance and Other Matters Based on an Audit of Financial Statements Performed in Accordance with <i>Government Auditing Standards</i>	28 – 29
Independent Auditors' Management Letter Required by Chapter 10.550, Rules of the State of Florida Office of the Auditor General	30 – 32
Independent Accountants' Examination Report	33

INDEPENDENT AUDITORS' REPORT

To the Board of Directors,
New River Solid Waste Association:

Report on the Audit of the Financial Statements

Opinion

We have audited the financial statements of the New River Solid Waste Association (the Association), as of and for the year ended September 30, 2023, and the related notes to the financial statements, which collectively comprise the Association's basic financial statements as listed in the table of contents.

In our opinion, the accompanying financial statements referred to above present fairly, in all material respects, the financial position of the New River Solid Waste Association, as of September 30, 2023, and the changes in financial position and cash flows, for the year then ended in accordance with accounting principles generally accepted in the United States of America.

Basis for Opinion

We conducted our audit in accordance with auditing standards generally accepted in the United States of America (GAAS) and the standards applicable to financial audits contained in *Government Auditing Standards*, issued by the Comptroller General of the United States. Our responsibilities under those standards are further described in the Auditors' Responsibilities for the Audit of the Financial Statements section of our report. We are required to be independent of the Association and to meet our other ethical responsibilities, in accordance with the relevant ethical requirements relating to our audit. We believe that the audit evidence we have obtained is sufficient and appropriate to provide a basis for our audit opinion.

Responsibilities of Management for the Financial Statements

The Association's management is responsible for the preparation and fair presentation of the financial statements in accordance with accounting principles generally accepted in the United States of America, and for the design, implementation, and maintenance of internal control relevant to the preparation and fair presentation of financial statements that are free from material misstatement, whether due to fraud or error.

In preparing the financial statements, management is required to evaluate whether there are conditions or events, considered in the aggregate, that raise substantial doubt about the Association's ability to continue as a going concern for twelve months beyond the financial statement date, including any currently known information that may raise substantial doubt shortly thereafter.

Auditors' Responsibilities for the Audit of the Financial Statements

Our objectives are to obtain reasonable assurance about whether the financial statements as a whole are free from material misstatement, whether due to fraud or error, and to issue an auditors' report that includes our opinion. Reasonable assurance is a high level of assurance but is not absolute assurance and therefore is not a guarantee that an audit conducted in accordance with GAAS and *Government Auditing Standards* will always detect a material misstatement when it exists. The risk of not detecting a material misstatement resulting from fraud is higher than for one resulting from error, as fraud may involve collusion, forgery, intentional omissions, misrepresentations, or the override of internal control. Misstatements are considered material if there is a substantial likelihood that, individually or in the aggregate, they would influence the judgment made by a reasonable user based on the financial statements.

In performing an audit in accordance with GAAS and *Government Auditing Standards*, we:

- Exercise professional judgment and maintain professional skepticism throughout the audit.
- Identify and assess the risks of material misstatement of the financial statements, whether due to fraud or error, and design and perform audit procedures responsive to those risks. Such procedures include examining, on a test basis, evidence regarding the amounts and disclosures in the financial statements.
- Obtain an understanding of internal control relevant to the audit in order to design audit procedures that are appropriate in the circumstances, but not for the purpose of expressing an opinion on the effectiveness of the Association's internal control. Accordingly, no such opinion is expressed.
- Evaluate the appropriateness of accounting policies used and the reasonableness of significant accounting estimates made by management, as well as evaluate the overall presentation of the financial statements.
- Conclude whether, in our judgment, there are conditions or events, considered in the aggregate, that raise substantial doubt about the Association's ability to continue as a going concern for a reasonable period of time.

We are required to communicate with those charged with governance regarding, among other matters, the planned scope and timing of the audit, significant audit findings, and certain internal control-related matters that we identified during the audit.

Emphasis of Matter

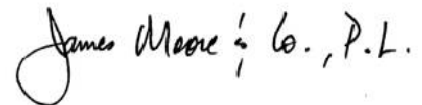
As discussed in Note (10) to the financial statements, the 2022 financial statements have been restated to correct a misstatement. Our opinion is not modified with respect to that matter.

Required Supplementary Information

Accounting principles generally accepted in the United States of America require that the management's discussion and analysis and required supplementary information, as listed in the table of contents, be presented to supplement the basic financial statements. Such information is the responsibility of management and, although not a part of the basic financial statements, is required by the Governmental Accounting Standards Board who considers it to be an essential part of financial reporting for placing the basic financial statements in an appropriate operational, economic, or historical context. We have applied certain limited procedures to the required supplementary information in accordance with auditing standards generally accepted in the United States of America, which consisted of inquiries of management about the methods of preparing the information and comparing the information for consistency with management's responses to our inquiries, the basic financial statements, and other knowledge we obtained during our audit of the basic financial statements. We do not express an opinion or provide any assurance on the information because the limited procedures do not provide us with sufficient evidence to express an opinion or provide any assurance.

Other Reporting Required by *Government Auditing Standards*

In accordance with *Government Auditing Standards*, we have also issued our report dated May 2, 2024, on our consideration of the Association's internal control over financial reporting and on our tests of its compliance with certain provisions of laws, regulations, contracts, and grant agreements and other matters. The purpose of that report is to describe the scope of our testing of internal control over financial reporting and compliance and the results of that testing, and not to provide an opinion on the internal control over financial reporting or on compliance. That report is an integral part of an audit performed in accordance with *Government Auditing Standards* in considering the Association's internal control over financial reporting and compliance.

A handwritten signature in black ink that reads "James Moore & Co., P.L." The signature is written in a cursive style with a large initial 'J'.

Gainesville, Florida
May 2, 2024

**New River Solid Waste Association
Management's Discussion and Analysis (Unaudited)
September 30, 2023**

The New River Solid Waste Association's (the "Association") discussion and analysis is designed to (a) assist the reader in focusing on significant financial issues, (b) provide an overview of the Association's financial activity, and (c) identify changes in the Association's financial position (its ability to address the next and subsequent year challenges).

Since the Management's Discussion and Analysis (MD&A) is designed to focus on the current year activities, resulting changes and currently known facts, please read it in conjunction with the Association's financial statements which follows this discussion.

Management Highlights

- The New River RNG facility continues to successfully convert New River's landfill gas to renewable natural gas and provide royalty payments to the Association and member counties. The well fields will be expanded in 2024.
- The Phase II preliminary masterplan is complete. Detailed stormwater planning for Phase II will be completed in late 2024.
- New River has been successfully pre-treating the landfill leachate using a new state of the art reverse osmosis system. This system allows NRSWA to reuse the clean leachate onsite for operations and greatly improves the quality of the leachate sent to the prison waste water treatment plant.
- New River start Phase II of the EGC in late 2024.

USING THIS ANNUAL REPORT

The financial statement's focus is on the Association as a whole. This discussion and analysis is intended to serve as an introduction to the New River Solid Waste Association's basic financial statements, which are comprised of two components: 1) the financial statements, and 2) notes to the financial statements.

Financial Statements

The financial statements are designed to provide readers with a broad overview of the Association's finances, in a manner similar to a private-sector business.

The Statement of Net Position presents information on all of the Association's assets and liabilities, with the difference between the two reported as net position. The focus of the statement of net position is designed to be similar to bottom line results for a commercial enterprise. Over time, the increases or decreases in net position may serve as a useful indicator of whether the financial position of the Association is improving or deteriorating.

The Statement of Revenues, Expenses and Changes in Net Position presents information showing how the Association's net position changed during the most recent fiscal year, focusing on both the gross and net costs of various activities that are supported by the government's revenues.

The statement of cash flows presents the change in the Association's cash and cash equivalents during the period reported on. This information can assist the user of the report in determining how the Association financed its activities and met their cash requirements. The notes to the financial statements provide additional information that is essential to a full understanding of the data provided.

Proprietary Funds

The Association maintains one proprietary fund type - an Enterprise Fund. The Association uses an enterprise fund to account for its solid waste disposal system.

**New River Solid Waste Association
Management's Discussion and Analysis (Unaudited)
September 30, 2023**

USING THIS ANNUAL REPORT (continued)

Notes to the Financial Statements

The notes provide additional information that is essential to a full understanding of the data provided in the financial statements. They can be found following this discussion.

FINANCIAL ANALYSIS

Statement of Net Position

As noted earlier, net position may serve over time as a useful indicator of a government's financial position. For the current year, the Association's assets and deferred outflows of resources exceeded liabilities and deferred inflows of resources by \$54,564,674.

The following table reflects the condensed Statement of Net Position for the current year as compared to the prior year. For more detailed information see the Statement of Net Position.

	<u>2023</u>	<u>2022</u>
Assets and Deferred Outflow of Resources:		
Current and Other Assets	\$ 56,134,352	\$ 52,149,423
Capital Assets	14,143,537	14,107,598
Deferred Outflow of Resources	<u>310,908</u>	<u>422,257</u>
Total Assets and Deferred Outflow of Resources	<u>70,588,797</u>	<u>66,679,278</u>
Liabilities and Deferred Inflow of Resources:		
Long-Term Liabilities	15,415,931	16,438,895
Other Liabilities	397,843	293,447
Deferred Inflow of Resources	<u>210,349</u>	<u>84,208</u>
Total Liabilities	<u>16,024,123</u>	<u>16,816,550</u>
Net Position:		
Invested in Capital Assets, Net of Related Debt	14,143,537	14,107,598
Restricted: Landfill Closure Costs (nonexpendable)	8,750,742	7,742,414
Unrestricted	<u>31,670,395</u>	<u>28,012,716</u>
Total Net Position	<u>\$ 54,564,674</u>	<u>\$ 49,862,728</u>

Approximately 26 percent of the Association's net position reflect its investment in capital assets (e.g. land, buildings, improvements, infrastructure, and vehicles and equipment) less any related debt used, if any, to acquire those assets which are still outstanding. The Association uses these assets to provide services to its customers; consequently, these assets are not available for future spending.

At September 30, 2023, the Association was able to report positive balances in all categories of net position.

**New River Solid Waste Association
Management's Discussion and Analysis (Unaudited)
September 30, 2023**

FINANCIAL ANALYSIS (continued)

Statement of Revenues, Expenses and Changes in Net Position

The following table reflects condensed Statements of Revenues, Expenses and Changes in Net Position for the current year as compared to the prior year. For more detailed information see the Statement of Revenues, Expenses and Changes in Net Position.

	<u>2023</u>	<u>2022</u>
Revenues:		
Program Revenues:		
Charges for Services	\$ 8,852,345	\$ 8,768,990
General Revenues		
Net Investment Income (Loss)	911,461	(1,179,041)
Rental Revenue	19,535	18,966
Gain on Disposal of Fixed Assets	53,271	103,280
Other	<u>680,710</u>	<u>110,442</u>
Total Revenues	10,517,322	7,822,637
Expenses:		
Personal Services	2,113,810	1,285,072
Operating Expenses	2,901,699	1,869,347
Closure and Monitoring Costs	(1,171,687)	950,407
Depreciation	1,571,554	1,944,546
Host Fees Paid to Member Counties	<u>400,000</u>	<u>400,000</u>
Total Expenses	<u>5,815,376</u>	<u>6,449,372</u>
Change in Net Position	4,701,946	1,373,265
Net Position - October 1	<u>49,862,728</u>	<u>48,489,463</u>
Net Position - September 30	<u>\$ 54,564,674</u>	<u>\$ 49,862,728</u>

Capital Assets

The Association's investment in capital assets for its business-type activities as of September 30, 2023 amounts to \$14.1 million (net of accumulated depreciation). This investment in capital assets includes land, buildings, improvements, vehicles, equipment and landfill site costs. The Association purchased \$1,492,703 in property, plant and equipment during the fiscal year and approximately \$6.2 million remains in construction projects at year-end. Major capital assets added during the current fiscal year included the following:

- CAT 826K Compactor - \$815,757
- Scale Ramps & Parking Lot - \$503,764

**New River Solid Waste Association
Management's Discussion and Analysis (Unaudited)
September 30, 2023**

FINANCIAL ANALYSIS (concluded)

Capital Assets (Net of Depreciation)

	<u>2023</u>	<u>2022</u>
Land	\$ 682,400	\$ 682,400
Construction in Progress	6,235,741	5,990,493
Land Improvements	754,359	313,684
Building and Improvements	183,201	175,553
Machinery and Equipment	2,147,458	2,134,405
Landfill	<u>4,140,378</u>	<u>4,811,063</u>
Total	\$ <u>14,143,537</u>	\$ <u>14,107,598</u>

Additional information on the Association's capital assets can be found in the Notes to the Financial Statements in this report.

Long-Term Debt

At the end of the current fiscal year, the Association had total debt outstanding of approximately \$15.5 million. This debt consisted of \$12.6 million in estimated landfill closure and monitoring costs, \$298,039 in accrued compensated absences, \$1.2 million in net OPEB obligations and \$1.37 million in net pension obligations.

A summary of long-term debt obligations of the Association follows:

	<u>2023</u>	<u>2022</u>
Accrued Compensated Absences	\$ 298,039	\$ 273,287
Accrued Closing/Long-Term Care Costs	12,596,642	13,768,329
Net Pension Liability-FRS/HIS	1,368,441	1,379,216
Net OPEB Obligation	<u>1,252,157</u>	<u>1,109,158</u>
Total	\$ <u>15,515,279</u>	\$ <u>16,529,990</u>

Additional information on the Association's long-term debt can be found in the Notes to the Financial Statements in this report.

Requests for Information

This financial report is designed to provide a general overview of the New River Solid Waste Association's finances for all those with an interest in the Association's finances. Questions concerning any of the information provided in this report or requests for additional information should be addressed to the Association's Director at P.O. Box 647, Raiford, Florida 32083.

**NEW RIVER SOLID WASTE ASSOCIATION
STATEMENT OF NET POSITION
SEPTEMBER 30, 2023**

ASSETS

Current assets:	
Cash and cash equivalents	\$ 40,649,116
Restricted assets:	
Cash and cash equivalents	3,761,244
Investments	10,830,367
Accounts receivable	869,849
Prepaid items	23,776
Total current assets	<u>56,134,352</u>
Noncurrent assets:	
Capital assets:	
Non-depreciable	6,918,141
Depreciable, net	7,225,396
Total noncurrent assets	<u>14,143,537</u>
Total assets	<u><u>\$ 70,277,889</u></u>

DEFERRED OUTFLOWS OF RESOURCES

Deferred outflows related to pensions	<u><u>\$ 310,908</u></u>
---------------------------------------	--------------------------

LIABILITIES

Current liabilities:	
Accounts payable	\$ 298,495
Current portion of compensated absences	99,348
Total current liabilities	<u>397,843</u>
Noncurrent liabilities:	
Compensated absences	198,691
Landfill closure/long term care liability	12,596,642
Total OPEB liability	1,252,157
Net pension liability	1,368,441
Total noncurrent liabilities	<u>15,415,931</u>
Total liabilities	<u><u>\$ 15,813,774</u></u>

DEFERRED INFLOWS OF RESOURCES

Deferred inflows related to pensions	<u><u>\$ 210,349</u></u>
--------------------------------------	--------------------------

NET POSITION

Net investment in capital assets	\$ 14,143,537
Restricted for landfill closure	8,750,742
Unrestricted	31,670,395
Total net position	<u><u>\$ 54,564,674</u></u>

The accompanying notes to financial statements are an integral part of this statement.

NEW RIVER SOLID WASTE ASSOCIATION
STATEMENT OF REVENUES, EXPENSES, AND CHANGES IN NET POSITION
FOR THE YEAR ENDED SEPTEMBER 30, 2023

Operating revenues	
Charges for services	\$ 8,852,345
Rental income	19,535
Miscellaneous revenue	680,710
Total operating revenues	9,552,590
Operating expenses	
Personnel services	2,113,810
Materials, supplies and operating costs	2,901,699
Landfill closing and long-term care cost estimation adjustments	(1,171,687)
Depreciation	1,571,554
Total operating expenses	5,415,376
Operating income (loss)	4,137,214
Nonoperating revenues (expenses)	
Net investment income (expense)	911,461
Host fees paid to member counties	(400,000)
Gain (loss) on disposal of capital assets	53,271
Total nonoperating revenues (expenses)	564,732
Change in net position	4,701,946
Net position, beginning of year, as restated	49,862,728
Net position, end of year	\$ 54,564,674

The accompanying notes to financial statements are an integral part of this statement.

**NEW RIVER SOLID WASTE ASSOCIATION
STATEMENT OF CASH FLOWS
FOR THE YEAR ENDED SEPTEMBER 30, 2023**

Cash flows from operating activities	
Cash received from customers	\$ 10,028,282
Cash payments to employees	(1,719,344)
Cash payments to suppliers	(2,779,752)
Cash payments to member counties	(383,028)
Net cash provided by (used in) operating activities	<u>5,146,158</u>
Cash flows from noncapital financing activities	
Host fees distributed to member counties	(400,000)
Net cash provided by (used in) noncapital financing activities	<u>(400,000)</u>
Cash flows from capital and related financing activities	
Proceeds from sale of capital assets	183,729
Payments to acquire and construct plant property	(1,737,951)
Net cash provided by (used in) capital and related financing activities	<u>(1,554,222)</u>
Cash flows from investing activities	
Purchase of investments	9,139,062
Interest received (loss)	(159,716)
Net cash provided by (used in) investing activities	<u>8,979,346</u>
Net change in cash and cash equivalents	<u>12,171,282</u>
Cash and cash equivalents, beginning of year	32,239,078
Cash and cash equivalents, end of year	<u>\$ 44,410,360</u>
Reconciliation of operating income (loss) to net cash provided by operating activities	
Cash flows from operating activities	
Operating income (loss)	\$ 4,137,214
Adjustments to reconcile operating income (loss) to net cash provided by (used in) operating activities:	
Depreciation expense	1,571,554
Changes in assets and liabilities	
Accounts receivable	92,664
Prepaid expenses	25,804
Accounts payable	96,143
Compensated absences	24,752
Landfill closure liability	(1,171,687)
Total OPEB liability	142,999
Net pension liability	226,715
Total adjustments	<u>1,008,944</u>
Net cash provided by (used in) operating activities	<u>\$ 5,146,158</u>
Cash and cash equivalents classified as:	
Unrestricted	\$ 40,649,116
Restricted	3,761,244
Total cash and cash equivalents	<u>\$ 44,410,360</u>

The accompanying notes to financial statements are an integral part of this statement.

NEW RIVER SOLID WASTE ASSOCIATION
NOTES TO FINANCIAL STATEMENTS
SEPTEMBER 30, 2023

(1) Summary of Significant Accounting Policies:

The accounting policies of the New River Solid Waste Association (the Association) conform to generally accepted accounting principles applicable to governmental units. The following is a summary of significant policies.

(a) **Reporting entity**—The Association is a multi-county special unit of government created through an interlocal agreement between the Baker, Bradford, and Union Counties, dated July 5, 1988. The Association provides a regional approach to solid waste management for the citizens of the region encompassing Baker, Bradford and Union Counties, without regard to political or governmental boundaries, in order to promote and protect the public health, welfare and safety of the citizens of the region. It is an independent special district created pursuant to the authority provided in Chapter 163, Part 1, Florida Statutes.

In the event there is a complete dissolution of the Association and such dissolution involves the disposition of the property of the Association, such property shall be distributed or liquidated so that each County receives an equal share of the assets, property, and liabilities.

The Association uses the criteria established in GASB Statement No. 14, as amended, to define the reporting entity and identify component units. Component units are entities for which the Association is considered to be financially accountable or entities that would be misleading to exclude. There are no other entities that qualify for inclusion as a component unit within the Association's reporting entity.

(b) **Basis of presentation**—The financial transactions of the Association are reported as a proprietary fund type - Enterprise Fund. Enterprise Funds are used to account for activities in a manner similar to private-sector business enterprises. The Association's operating revenues result from exchange transactions. Exchange transactions are those in which each party receives and gives up essentially equal values. Nonoperating revenues, such as investment earnings, result from nonexchange transactions or ancillary activities.

(c) **Measurement focus and basis of accounting**—The Association utilizes the economic resources measurement focus and accrual basis of accounting. Revenues are recorded when earned and expenses are recorded at the time liabilities are incurred, regardless of the timing of the related cash flows.

(d) **Cash and cash equivalents**—The Association's cash consists of legally authorized demand deposits. The institutions in which such deposits are kept are certified as Qualified Public Depositories under the Florida Public Deposits Act. Therefore, the total bank balances on deposit at September 30, 2023 are insured or collateralized pursuant to Chapter 280, Florida Statutes. For purposes of the statement of cash flows, the Association considers only highly liquid investments with original maturities of less than three months to be cash equivalents.

(e) **Investments**—The Association is authorized to invest in the Local Government Surplus Funds Trust Fund; Securities and Exchange Commission registered money market funds with the highest credit quality rating; savings accounts and certificates of deposits in qualified public depositories; and direct obligations of the U.S. Treasury. Such investments are stated at cost plus accrued interest, which approximates fair value.

(f) **Accounts receivable**—The Association's accounts receivable are stated at gross value. Management estimates is that all significant receivables will be collected within a reasonable time frame and no allowance for uncollectable accounts should be established.

NEW RIVER SOLID WASTE ASSOCIATION
NOTES TO FINANCIAL STATEMENTS
SEPTEMBER 30, 2023

(1) **Summary of Significant Accounting Policies:** (Continued)

(g) **Prepays**—Certain payments to vendors reflect costs applicable to future accounting periods and are recognized on the consumption method and recorded as prepaid items on the financial statements.

(h) **Capital assets**—Capital assets are recorded at cost less accumulated depreciation, except contributed assets which are recorded at acquisition value on the date of contribution. Expenses of \$5,000 or more are capitalized. Depreciation, on a straight-line basis, is charged over estimated useful lives ranging from 2 to 39 years.

(i) **Compensated absences**—The Association's policy is to pay employees upon termination for unused annual leave for up to 360 hours. After ten years of creditable service, employees are also eligible to receive payment upon termination for 50% of unused sick leave up to 720 hours. A liability for compensated absences is accrued when incurred in the Association's financial statements.

(j) **Deferred outflows/inflows of resources**—In addition to assets, the statement of net position will, if required, report a separate section for deferred outflows of resources. This separate financial statement element, deferred outflows of resources, represents a consumption of net assets that applies to a future period(s) and so will not be recognized as an outflow of resources (expense/expenditure) until then. Currently, the only item in this category consisted of deferred amounts related to pension, as discussed further in Note (5).

In addition to liabilities, the statement of net position will sometimes report a separate section for deferred inflows of resources. This separate financial statement element, deferred inflows of resources, represents an acquisition of net assets or fund balance that applies to future period(s) and so will not be recognized as an inflow of resources (revenue) until that time. Currently, the only item in this category is deferred inflows of resources related to pensions, as discussed further in Note (5).

(k) **Net position flow assumption**—Sometimes the Association will fund outlays for a particular purpose from both restricted and unrestricted resources. In order to determine amounts reported as restricted and unrestricted net position, it is the Association's policy to consider restricted net position to have been used before unrestricted net position is applied.

(l) **Revenue recognition**—Operating revenue consists primarily of charges for tipping fees. Billings are included in revenue as customers who send solid waste to the landfill are billed.

(m) **Use of estimates**—The preparation of financial statements in conformity with accounting principles generally accepted in the United States of America requires management to make estimates and assumptions that affect the reported amount of assets, liabilities, and changes therein, and disclosure of contingent assets and liabilities. Actual results could differ from those estimates.

(n) **Restricted net position**— The net position restricted for landfill closure is the balance of restricted cash and investments of \$14,581,606, net of landfill closure liability of \$5,830,864.

NEW RIVER SOLID WASTE ASSOCIATION
NOTES TO FINANCIAL STATEMENTS
SEPTEMBER 30, 2023

(2) **Deposits and Investments:**

(a) **Deposits and investments**—The Association invests excess public funds pursuant to the guidelines established in Section 218.415, Florida Statutes. Accordingly, the Association is authorized to invest excess public funds in the following instruments: the Local Government Surplus Funds Trust Fund; Securities and Exchange Commission registered money market funds with the highest credit quality rating; savings accounts and certificates of deposits in qualified public depositories; and direct obligations of the U.S. Treasury.

At September 30, 2023, the Association's cash and investments consisted of the following:

Investment Type	Amount
Investments and restricted investments	\$ 10,830,367
Cash on deposit	44,410,360
Total cash and investments (unrestricted and restricted)	\$ 55,240,727

At September 30, 2023, the Association's investments consisted of the following:

Investment Type	Fair Value	S & P Quality Rating	Maturity is Not Applicable	Investment Maturities (in years)		
				Less than 1	1-5	6-10
Florida Local Government Investment Trust	\$ 10,830,367	AAA	\$ 10,830,367	-	-	-
Total Investments	\$ 10,830,367		\$ 10,830,367	\$ -	\$ -	\$ -

(b) **Custodial credit risk**—For an investment, custodial credit is the risk that, in the event of the failure of the counterparty, the Association will not be able to recover the value of its investments or collateral securities that are in the possession of an outside party. Custodial credit risk is limited since investments are held in independent custodial safekeeping accounts.

(c) **Credit risk**—Credit risk is the risk that an issuer or other counter party to an investment will not fulfill its obligations. The Association does not have a formal investment policy that limits its investment types.

(d) **Interest rate risk**—Interest rate risk is the risk that changes in interest rates will adversely affect the fair value of an investment. The Association has no formal policy relating to a specific investment-related risk.

The Association invests in the Florida Local Government Investment Trust (FLGIT). The FLGIT is a local government pool created by the Florida Association of Court Clerks and the Florida Association of Counties for the purpose of providing public entities with an investment program that focuses on longer term securities with the highest credit ratings. The FLGIT reports all share information at Net Asset Value (NAV) and reflects in its share value at fair value in accordance with GASB 31. The effective maturity of the underlying investments is five years or less. At September 30, 2023, the FLGIT was invested in corporate bonds, government related securities, asset-backed securities, agency discount notes and treasury notes. This investment type is subject to some market risk due to the fluctuating prices and liquidity risk due to advance redemption notification requirements. However, it has a professional investment advisor and an investment advisory board.

NEW RIVER SOLID WASTE ASSOCIATION
NOTES TO FINANCIAL STATEMENTS
SEPTEMBER 30, 2023

(3) Capital Assets:

Changes in the Association's capital assets for the year ended September 30, 2023, were as follows:

	<u>Beginning Balance</u>	<u>Increases</u>	<u>Decreases</u>	<u>Ending Balance</u>
Capital Assets				
Capital assets not being depreciated:				
Land	\$ 682,400	\$ -	\$ -	\$ 682,400
Construction in progress	5,990,493	245,248	-	6,235,741
Total assets not being depreciated	<u>6,672,893</u>	<u>245,248</u>	<u>-</u>	<u>6,918,141</u>
Capital assets being depreciated:				
Landfill	24,194,459	7,370	-	24,201,829
Land improvements	3,529,931	503,764	-	4,033,695
Buildings and improvements	755,556	33,881	-	789,437
Machinery and equipment	7,228,029	947,688	(719,344)	7,456,373
Total assets being depreciated	<u>35,707,975</u>	<u>1,492,703</u>	<u>(719,344)</u>	<u>36,481,334</u>
Less: accumulated depreciation				
Landfill	(19,383,396)	(678,055)	-	(20,061,451)
Land improvements	(3,216,247)	(63,089)	-	(3,279,336)
Buildings and improvements	(580,003)	(26,233)	-	(606,236)
Machinery and equipment	(5,093,624)	(804,177)	588,886	(5,308,915)
Total accumulated depreciation	<u>(28,273,270)</u>	<u>(1,571,554)</u>	<u>588,886</u>	<u>(29,255,938)</u>
Total capital assets being depreciated, net	<u>7,434,705</u>	<u>(78,851)</u>	<u>(130,458)</u>	<u>7,225,396</u>
Capital assets, net	<u>\$ 14,107,598</u>	<u>\$ 166,397</u>	<u>\$ (130,458)</u>	<u>\$ 14,143,537</u>

Depreciation expense for 2023 was \$1,571,554.

(4) Long-Term Liabilities:

The following is a summary of changes in long-term liabilities for the year ended September 30, 2023:

	<u>Beginning Balance</u>	<u>Additions</u>	<u>Reductions</u>	<u>Ending Balance</u>	<u>Due Within One Year</u>
Closing/Long term Care Costs	\$ 13,768,329	\$ -	\$ (1,171,687)	\$ 12,596,642	\$ -
Compensated absences	273,287	104,423	(79,671)	298,039	99,348
Total	<u>\$ 14,041,616</u>	<u>\$ 104,423</u>	<u>\$ (1,251,358)</u>	<u>\$ 12,894,681</u>	<u>\$ 114,545</u>

NEW RIVER SOLID WASTE ASSOCIATION
NOTES TO FINANCIAL STATEMENTS
SEPTEMBER 30, 2023

(4) **Long-Term Liabilities:** (Continued)

Accrued Landfill Closure and Long-Term Care Costs

State and federal laws and regulations require the Association to place a final cover on its landfill site when it stops accepting waste and to perform certain maintenance and monitoring functions at the site for at least thirty years after closing.

Although the Association was granted permission not to expend closing and long-term care cost until maximum closure capacity is reached, the Association is exploring the benefits of a “close as you go” approach based on current technology and options that may be more beneficial and result in a cost savings. Currently, the Association reports a portion of these closing and long-term care costs as an operating expense in each period, based on landfill capacity used as of each fiscal year end. The landfill capacity used as of September 30, 2023 was 69.90%.

The amount of \$12,596,642 reported as accrued closing/long-term care costs at September 30, 2023 represents the extent to which closing and long-term care expenses recognized to date exceeds closing and long-term care equipment and facilities that have been acquired to date. These amounts are based on what it would cost to perform all closing and long-term care as of September 30, 2023. The actual cost may be higher due to inflation, changes in technology or changes in regulations. The Association will recognize the remaining costs of closing and long-term care costs as the remaining capacity is filled.

The Association is required by state and federal laws and regulations to make annual contributions to approved investment accounts to finance closing costs. As of 2023, the Association is using the balance method to calculate the amount of funding required. This method requires the continued use throughout the design life of the landfill and also allows excess audited balances over required closing balances to be removed from closing upon receiving written authorization from FDEP. The Association was in compliance with funding requirements at September 30, 2023. The Association had cash equivalents and investments totaling \$14,581,606 at September 30, 2023 that were set aside for these purposes. The cash equivalents and investments are reported as restricted assets on the Statement of Net Position. The amount by which the investments restricted for closing exceed the accrued liability for closing is \$8,750,742 which is reported as Restricted Net Position on the Statement of Net Position. No written approval has been requested from FDEP, nor are any plans imminent in the near future, to request removal of any excess funds.

The Association plans to fund the anticipated future inflation costs from earnings on the investments. However, if investment earnings are inadequate or additional long-term care requirements are necessary, due to changes in technology or applicable laws or regulations, then the costs may need to be funded by assessments from member counties or charges for services.

Unlike closing costs, there are currently no required laws or regulations for government-owned landfills to fund or make deposits for future long-term care expected costs. Total long-term care estimates as of September 30, 2023 were determined to be \$9,680,840. Pursuant to the amended interlocal agreement, any unfunded long-term care costs (liabilities) in existence at the time of dissolution will be split equally among each member county.

NEW RIVER SOLID WASTE ASSOCIATION
NOTES TO FINANCIAL STATEMENTS
SEPTEMBER 30, 2023

(5) Pension Plan:

Plan Description and Administration

The Association participates in the Florida Retirement System (FRS), a multiple-employer, cost-sharing defined public employee retirement system which covers all of the Association's full-time employees. The System is administered by the State of Florida, Department of Administration, Division of Retirement to provide retirement and survivor benefits to participating public employees. Provisions relating to the FRS are established by Chapters 121 and 122, Florida Statutes; Chapter 112, Part IV, Florida Statutes; Chapter 238, Florida Statutes; and FRS Rules, Chapter 60S, Florida Administrative Code; wherein eligibility, contributions, and benefits are defined and described in detail. The FRS is a single retirement system administered by the Department of Management Services, Division of Retirement, and consists of two cost-sharing, multiple-employer retirement plans and other nonintegrated programs. These include a defined-benefit pension plan (Plan), with a Deferred Retirement Option Program (DROP), and a defined-contribution plan, referred to as the FRS Investment Plan (Investment Plan).

In addition, all regular employees of the Association are eligible to enroll as members of the Retiree Health Insurance Subsidy (HIS) Program. The HIS is a cost-sharing, multiple-employer defined benefit pension plan established and administered in accordance with section 112.363, Florida Statutes. The benefit is a monthly payment to assist retirees of the state-administered retirement systems in paying their health insurance costs. Eligible retirees and beneficiaries receive a monthly HIS payment equal to the number of years of service credited at retirement multiplied by \$7.50. The minimum payment is \$45 and the maximum payment is \$225 per month, pursuant to section 112.363, Florida Statutes. To be eligible to receive a HIS benefit, a retiree under one of the state-administered retirement systems must provide proof of eligible health insurance coverage, which can include Medicare.

Benefits Provided and Employees Covered

Employees enrolled in the Plan prior to July 1, 2011, vest at six years of creditable service and employees enrolled in the Plan on or after July 1, 2011, vest at eight years of creditable service. All vested members, enrolled prior to July 1, 2011, are eligible for normal retirement benefits at age 62 or at any age after 30 years of service. All members enrolled in the Plan on or after July 1, 2011, once vested, are eligible for normal retirement benefits at age 65 or any time after 33 years of creditable service. Members of both Plans may include up to four years of credit for military service toward creditable service. The Plan also includes an early retirement provision; however, there is a benefit reduction for each year a member retires before his or her normal retirement date. The Plan provides retirement, disability, death benefits, and annual cost-of-living adjustments. Benefits under the Plan are computed on the basis of age and/or years of service, average final compensation, and service credit. Credit for each year of service is expressed as a percentage of the average final compensation. For members initially enrolled before July 1, 2011, the average final compensation is the average of the five highest fiscal years' earnings; for members initially enrolled on or after July 1, 2011, the average final compensation is the average of the eight highest fiscal years' earnings. The total percentage value of the benefit received is determined by calculating the total value of all service, which is based on the retirement plan and/or class to which the member belonged when the service credit was earned.

**NEW RIVER SOLID WASTE ASSOCIATION
NOTES TO FINANCIAL STATEMENTS
SEPTEMBER 30, 2023**

(5) **Pension Plan:** (Continued)

DROP, subject to provisions of Section 121.091, Florida Statutes, permits employees eligible for normal retirement under the Plan to defer receipt of monthly benefit payments while continuing employment with an FRS employer. An employee may participate in DROP for a period not to exceed 60 months after electing to participate, except that certain instructional personnel may participate for up to 96 months. During the period of DROP participation, deferred monthly benefits are held in the FRS Trust Fund and accrue interest.

Employees may elect to participate in the Investment Plan in lieu of the FRS defined-benefit plan. Employer and employee contributions are defined by law, but the ultimate benefit depends in part on the performance of investment funds. The Investment Plan is funded by employer and employee contributions that are based on salary and membership class (Regular, DROP, etc.). Contributions are directed to individual member accounts, and the individual members allocate contributions and account balances among various approved investment choices. Employees in the Investment Plan vest at one year of service.

Financial Statements

Financial statements and other supplementary information of the FRS are included in the State's Comprehensive Annual Financial Report, which is available from the Florida Department of Financial Services, Bureau of Financial Reporting Statewide Financial Reporting Section by mail at 200 E. Gaines Street, Tallahassee, Florida 32399-0364; by telephone at (850) 413-5511; or at the Department's Web site (www.myfloridacfo.com). An annual report on the FRS, which includes its financial statements, required supplementary information, actuarial report, and other relevant information, is available from:

Florida Department of Management Services
Division of Retirement
P.O. Box 9000
Tallahassee, FL 32315-9000
850-488-5706 or toll free at 877-377-1737

Contributions

The Association participates in certain classes of FRS membership. Each class had descriptions and contribution rates in effect during the year ended September 30, 2023, as follows (contribution rates are in agreement with the actuarially determined rates):

FRS Membership Plan & Class	Through June 30, 2023	After June 30, 2023
Regular Class	11.91%	13.57%
Senior Management (SMSC)	31.57%	34.52%

Current-year employer HIS contributions were made at a rate of 1.66% of covered payroll through June 30, 2023, and 2.00% thereafter, which are included in the above rates.

NEW RIVER SOLID WASTE ASSOCIATION
NOTES TO FINANCIAL STATEMENTS
SEPTEMBER 30, 2023

(5) **Pension Plan:** (Continued)

For the plan year ended June 30, 2023, actual contributions made for employees participating in FRS and HIS were as follows:

Association Contributions – FRS	\$	107,101
Association Contributions – HIS		19,937
Employee Contributions – FRS		36,030

Net Pension Liability, Pension Expense, and Deferred Outflows and Inflows of Resources Related to Pensions

At September 30, 2023, the Association reported a liability related to FRS and HIS as follows:

Plan	Net Pension Liability
FRS	\$ 887,125
HIS	481,316
Total	\$ 1,368,441

The net pension liability was measured as of June 30, 2023, and the total pension liability used to calculate the net pension liability was determined by an actuarial valuation as of that date. The Association's proportion of the net pension liability was based on a projection of the long-term share of contributions to the pension plan relative to the projected contributions of all participating governmental entities, as actuarially determined. At June 30, 2023 and June 30, 2022, the Association's proportionate share of the FRS and HIS net pension liabilities were as follows:

Plan	2023	2022
FRS	0.002226337%	0.002813222%
HIS	0.003030703%	0.003139005%

For the year ended June 30, 2023, pension expense was recognized related to the FRS and HIS plans as follows:

Plan	Pension Expense
FRS	\$ 177,426
HIS	179,125
Total	\$ 356,551

Deferred outflows/inflows related to pensions:

At September 30, 2023, the Association reported deferred outflows of resources and deferred inflows of resources related to pensions from the following sources:

	FRS		HIS	
	Deferred Outflows of Resources	Deferred Inflows of Resources	Deferred Outflows of Resources	Deferred Inflows of Resources
Differences between expected and actual experience	\$ 83,293	\$ -	\$ 7,046	\$ (1,130)
Changes of assumptions	57,830	-	12,654	(41,708)
Net different between projected and actual investment earnings	37,049	-	249	-
Change in Association's proportionate share	64,259	(140,463)	15,501	(27,048)
Contributions subsequent to measurement date	27,472	-	5,555	-
	\$ 269,903	\$ (140,463)	\$ 41,005	\$ (69,886)

NEW RIVER SOLID WASTE ASSOCIATION
NOTES TO FINANCIAL STATEMENTS
SEPTEMBER 30, 2023

(5) **Pension Plan:** (Continued)

The above amounts for deferred outflows of resources for contributions related to pensions resulting from Association contributions subsequent to the measurement date and will be recognized as a reduction of the net pension liability in the year ended September 30, 2023. Other amounts reported as deferred outflows and deferred inflows of resources related to pensions being amortized for a period of greater than one year will be recognized in pension expense in succeeding years as follows:

	FRS	HIS	Total
2024	\$ 13,884	\$ (4,830)	\$ 9,054
2025	(20,557)	(4,926)	(25,483)
2026	130,266	(5,567)	124,699
2027	(16,152)	(11,026)	(27,178)
2028	(5,473)	(7,177)	(12,650)
Thereafter	-	(910)	(910)
Total	\$ 101,968	\$ (34,436)	\$ 67,532

Actuarial assumptions:

The actuarial assumptions for both defined benefit plans are reviewed annually by the Florida Retirement System Actuarial Assumptions Conference. The FRS has a valuation performed annually. The HIS Program has a valuation performed biennially that is updated for GASB reporting in the year a valuation is not performed. The most recent experience study for the FRS was completed in 2019 for the period July 1, 2013, through June 30, 2018. Because HIS is funded on a pay-as-you-go basis, no experience study has been completed.

The total pension liability for each of the defined benefit plans was determined by an actuarial valuation, using the entry age normal actuarial cost method. Inflation increases for both plans is assumed at 2.40%. Payroll growth, including inflation, for both plans is assumed at 3.25%. Both the discount rate and the long-term expected rate of return used for FRS investments is 6.70%. This rate is consistent with the prior year rate of 6.70%. The plan's fiduciary net position was projected to be available to make all projected future benefit payments of current active and inactive employees. Therefore, the discount rate for calculating the total pension liability is equal to the long-term expected rate of return. Because HIS Program uses a pay-as-you-go funding structure, a municipal bond rate of 3.65% was used to determine the total pension for the program. This rate increased from the prior year rate, which was 3.54%. Mortality assumptions for both plans were based on the PUB-2010 base table varies by member category and sex, projected generationally with Scale MP-2018.

Long-term expected rate of return:

To develop an analytical basis for the selection of the long-term expected rate of return assumption, in October 2023, the FRS Actuarial Assumptions conference reviewed long-term assumptions developed by both Milliman's capital market assumptions team and by a capital market assumptions team from Aon Hewitt Investment Consulting, which consults to the Florida State Board of Administration. The table below shows Milliman's assumptions for each of the asset classes in which the plan was invested at that time based on the long-term target asset allocation. The allocation policy's description of each asset class was used to map the target allocation to the asset classes shown below. Each asset class assumption is based on a consistent set of underlying assumptions, and includes an adjustment for the inflation assumption. These assumptions are not based on historical returns, but instead are based on a forward-looking capital market economic model.

NEW RIVER SOLID WASTE ASSOCIATION
NOTES TO FINANCIAL STATEMENTS
SEPTEMBER 30, 2023

(5) **Pension Plan:** (Continued)

Asset Class	Target Allocation	Annual Arithmetic Expected Rate of Return
Cash	1.0%	2.9%
Fixed income	19.8%	4.5%
Global equities	54.0%	8.7%
Real estate	10.3%	7.6%
Private equity	11.1%	11.9%
Strategic investments	3.8%	6.3%
Total	100.0%	

Sensitivity of the net pension liability to changes in the discount rate:

The following presents the proportionate shares of the FRS and HIS net pension liability of the Association calculated using the current discount rates, as well as what the Association's net pension liability would be if it were calculated using a discount rate that is 1% lower or 1% higher than the current rate:

Plan	Current Discount Rate	NPL with 1% Decrease	NPL at Current Discount Rate	NPL with 1% Increase
FRS	6.70%	\$ 1,515,390	\$ 887,125	\$ 361,506
HIS	3.65%	549,107	481,316	425,122

(6) **Other Post-Employment Benefits (OPEB):**

The Association does not provide any postretirement health care or life insurance benefits for employees. As mandated by Chapter 112.0801, *Florida Statutes*, retirees and their eligible dependents are offered the same health and hospitalization insurance coverage as is offered to active employees at a premium cost that is no more than the premium cost applicable to active employees. The entire premium cost is paid by the retirees.

Even though the Association does not provide any postretirement health care or life insurance benefits for employees, there is an implicit rate subsidy because retirees are able to purchase insurance coverage at the same premium cost applicable to active employees. This practice creates a Total OPEB liability based on the theory that retirees have higher utilization of health care benefits than active employees, and the retirees are therefore subsidized by the active employees. This liability must be actuarially determined and recognized in the financial statements. The latest actuarial report used by the Association was the September 30, 2023 actuarial date.

Plan Description—The Association administers a single-employer defined benefit healthcare plan that provides medical and dental coverage to retirees as well as their eligible spouses. Benefits are provided through the Association's group health insurance plan, which covers both active and retired members.

**NEW RIVER SOLID WASTE ASSOCIATION
NOTES TO FINANCIAL STATEMENTS
SEPTEMBER 30, 2023**

(6) Other Post-Employment Benefits (OPEB): (Continued)

Funding Policy—For all retired employees, the employee contributes 100% of the active premium rate and may also purchase spouse coverage at the active premium rate. The Association does not contribute any amount. Plan provisions and contribution requirements are established and may be amended by the Board. Cash in the amount of \$2,140,368 is segregated to fund post retirement benefits, however no trust or agency fund has been established for the plan.

Plan Membership—At September 30, 2023, plan participation consisted of the following:

Active Employees	17
Retired Employees	3
	20
	20

Total OPEB Liability—The Association’s total OPEB liability of \$1,252,157 was measured as of September 30, 2023, and was determined by an actuarial valuation as of September 30, 2023.

Actuarial Assumptions and Other Inputs—The total OPEB liability in the September 30, 2023, actuarial valuation was determined using the following actuarial assumptions and other inputs, applied to all periods in the measurement, unless otherwise specified:

Salary increases	5%
Employer investment return	0%
Post-retirement benefit increases	0%
Discount rate	4.87%
Healthcare cost trend rate	Varies by year

Mortality rates were based on the Pub-2010 Public Retirement Plans Mortality Tables. Amortization method/period is the level percentage of payroll over 20 years. The discount rate for September 30, 2023 was 4.87% compared to a discount rate for September 30, 2022 at 4.77%. The Association's total OPEB liability is calculated using the alternative measurement method permitted for employers with fewer than one hundred total plan members. As a result of using the alternative measurement method and the same measurement date as the financial statement date, there are no deferred outflows or inflows of resources related to OPEB.

NEW RIVER SOLID WASTE ASSOCIATION
NOTES TO FINANCIAL STATEMENTS
SEPTEMBER 30, 2023

(6) Other Post-Employment Benefits (OPEB): (Continued)

For the fiscal year ended September 30, 2023, changes in the total OPEB liability were as follows:

	Total OPEB Liability
Total OPEB liability - beginning of year	\$ 1,109,158
Service cost	\$ 54,331
Interest	55,142
Effect of economic/demographic gains (losses)	70,554
Changes of assumptions	(21,908)
Benefit payments, including refunds of employee contributions	(15,120)
Net change in total OPEB liability	142,999
Total OPEB liability - end of year	\$ 1,252,157

Sensitivity of the total OPEB liability to changes in the discount rate:

The following presents the total OPEB liability of the Association calculated using the discount rate of 4.87%, as well as what the Association's total OPEB liability would be if it were calculated using a discount rate that is 1% lower (3.87%) or 1% higher (5.87%) than the current rate:

	1% Decrease	Current Discount Rate	1% Increase
Total OPEB Liability	\$ 1,496,250	\$ 1,252,157	\$ 1,058,349

Sensitivity of the total OPEB liability to changes in the healthcare cost trend rate:

The following presents the total OPEB liability of the Association as well as what the Association's total OPEB liability would be if it were calculated using healthcare cost trend rates that are 1% lower (2.00%-4.20%) or 1% higher (4.00%-6.20%) than the current healthcare cost trend rates (3.00%-5.20%):

	1% Decrease	Current Trend Rates	1% Increase
Total OPEB Liability	\$ 1,032,907	\$ 1,252,157	\$ 1,531,508

OPEB Expense and Deferred Outflows of Resources and Deferred Inflows of Resources

For the year ended September 30, 2023, the Association recognized OPEB expense of \$142,999. At September 30, 2023, the Association reported no deferred outflows or resources or deferred inflows of resources related to OPEB.

(7) Risk Management:

The Association is exposed to various risks of loss for which it carries commercial insurance. Settled claims have not exceeded insurance coverage in any of the past three years.

**NEW RIVER SOLID WASTE ASSOCIATION
NOTES TO FINANCIAL STATEMENTS
SEPTEMBER 30, 2023**

(8) Concentrations:

In the normal course of business, the Association extends unsecured credit to customers principally in north-central Florida. The Association entered into a contract with the Alachua County Board of County Commissioners to accept waste from the citizens of Alachua and Gilchrist Counties. Tipping Fees charged to Alachua County Board of County Commissioners made up approximately 68% of charges for services reported by the Association in 2023.

(9) Related Party Transactions:

The Association is jointly governed by Baker, Bradford and Union Counties' Board of County Commissioners. The Association provided revenue sharing (host fees) funds to member counties which are shared equally. However, Union County received an additional host fee in the amount of \$100,000 for fiscal year 2023 for hosting out-of-region waste. For the fiscal year September 30, 2023, Baker, Bradford and Union County Board of County Commissioners were provided \$100,000 each.

Receivables owed by the County Commissions were \$122,190 at September 30, 2023. The following schedule shows the revenue billed to all customers in each related party county. These are not the billings to each Board of County Commission, as the assessment relate to qualifying tonnage for all customers within the county.

County	Tipping Fees Revenue	County Assessments	Association Revenue
Baker County	\$ 615,313	\$ -	\$ 615,313
Bradford County	941,493	(251,242)	690,251
Union County	416,894	(132,610)	284,284
Total	\$ 1,973,700	\$ (383,852)	\$ 1,589,848

Bradford and Union County charge assessments on specified tons brought to the Association. Bradford and Union County customers were charged an assessment of \$14 per ton. These charges are disbursed monthly to the Bradford and Union County Board of County Commissioners; and, therefore, deducted from revenue of the Association.

The Association entered into an agreement with New River RNG LLC on August 3rd, 2021, to lease a portion of the Association's property for developing and maintaining a renewable natural gas facility and related infrastructure. For the fiscal year September 30, 2023, New River RNG LLC paid the Association royalty payments of \$649,591. The Association provided revenue sharing of the royalty revenues between the Association and the member counties and are shared equally. For fiscal year September 30, 2023, the Association made total payments to member counties of \$487,191.

(10) Restatement of Net Position:

It was determined during the year ended September 30, 2023, retirement contributions should have been excluded from the compensated absences account balances in the prior year. Beginning net position has been restated for these effects.

Net position, 9/30/2022	\$ 49,825,850
Add: Compensated absences adjusted at 9/30/2022	36,878
Net position, 9/30/2023	\$ 49,862,728

NEW RIVER SOLID WASTE ASSOCIATION
NOTES TO FINANCIAL STATEMENTS
SEPTEMBER 30, 2023

(11) **Recent Accounting Pronouncements:**

The Governmental Accounting Standards Board (“GASB”) has issued several pronouncements that have effective dates that may impact future financial statements. Listed below are pronouncements with required implementation dates effective for subsequent fiscal years that have not yet been implemented. Management has not currently determined what, if any, impact implementation of the following will have on the Association’s financial statements:

- (a) GASB issued Statement No. 101, *Compensated Absences*, in June 2022. GASB Statement No. 101 amends the existing guidance related to the calculation and disclosures surrounding the liability for compensated absences. The provisions for GASB 101 are effective for fiscal years beginning after December 15, 2023.
- (b) GASB issued Statement No. 102, *Certain Risk Disclosures*, in December 2023. GASB Statement No. 102 requires governments to disclose essential information about risks related to vulnerabilities due to certain concentrations or constraints. The provisions for GASB 102 are effective for fiscal years beginning after June 15, 2024.

**NEW RIVER SOLID WASTE ASSOCIATION
SCHEDULE OF CHANGES IN TOTAL OPEB LIABILITY
AND RELATED RATIOS
LAST 10 FISCAL YEARS
(UNAUDITED)**

	<u>2023</u>	<u>2022</u>	<u>2021</u>	<u>2020</u>	<u>2019</u>	<u>2018</u>
Total OPEB Liability						
Service cost	\$ 54,331	\$ 54,331	\$ 69,182	\$ 69,182	\$ 69,182	\$ 69,182
Interest	55,142	4,617	13,712	8,173	11,355	19,780
Effect of economic/demographic gains (losses)	70,554	1,348,537	(150,500)	448,357	(101,665)	(268,840)
Changes of assumptions	(21,908)	(1,716,213)	187,520	(19,206)	71,756	128,801
Benefit payments, including refunds of employee contributions	(15,120)	(15,120)	(8,400)	(8,400)	(8,400)	(3,500)
Net change in total OPEB liability	<u>142,999</u>	<u>(323,848)</u>	<u>111,514</u>	<u>498,106</u>	<u>42,228</u>	<u>(54,577)</u>
Total OPEB liability - beginning of year	<u>1,109,158</u>	<u>1,433,006</u>	<u>1,321,492</u>	<u>823,386</u>	<u>781,158</u>	<u>835,735</u>
Total OPEB liability - end of year	<u><u>\$ 1,252,157</u></u>	<u><u>\$ 1,109,158</u></u>	<u><u>\$ 1,433,006</u></u>	<u><u>\$ 1,321,492</u></u>	<u><u>\$ 823,386</u></u>	<u><u>\$ 781,158</u></u>
Covered-employee payroll	\$ 1,216,974	\$ 1,104,414	\$ 1,201,879	\$ 1,087,319	\$ 1,047,547	\$ 1,055,092
Total OPEB liability as a percentage of covered-employee payroll	102.89%	100.43%	119.23%	121.54%	78.60%	74.04%

Notes to Schedule:

Valuation date:	9/30/2023	9/30/2022	9/30/2021	9/30/2020	9/30/2019	9/30/2018
Measurement date:	9/30/2023	9/30/2022	9/30/2021	9/30/2020	9/30/2019	9/30/2018

No assets are accumulated in a trust to pay related benefits of the OPEB plan.

Changes of assumptions. Changes of assumptions and other changes reflect the effects of changes in the discount rate each period. The following are the discount rates used in each period:

4.87%	4.77%	0.31%	0.99%	0.92%	1.34%
-------	-------	-------	-------	-------	-------

No assets are being accumulated in a trust to pay for OPEB benefits. Therefore, the Association only reports a total OPEB liability.

*10 years of data will be presented as it becomes available.

NEW RIVER SOLID WASTE ASSOCIATION
SCHEDULE OF PROPORTIONATE SHARE OF NET PENSION LIABILITY
LAST 10 FISCAL YEARS
(UNAUDITED)

	As of the Plan Year Ended June 30,									
	2023	2022	2021	2020	2019	2018	2017	2016	2015	2014
Florida Retirement System (FRS)										
Proportion of the net pension liability	0.002226337%	0.002813222%	0.275482100%	0.002413674%	0.002403732%	0.002522348%	0.002276908%	0.002278396%	0.002520082%	0.238903500%
Proportionate share of the net pension liability	\$ 887,125	\$ 1,046,745	\$ 208,095	\$ 1,046,122	\$ 827,814	\$ 759,744	\$ 673,725	\$ 575,297	\$ 325,598	\$ 145,766
Covered payroll	1,200,994	1,144,194	1,163,061	1,064,621	1,035,099	1,050,996	974,928	960,639	968,891	951,320
Proportionate share of the net pension liability as a percentage of covered payroll	73.87%	91.48%	17.89%	98.26%	79.97%	72.29%	69.11%	59.89%	33.61%	15.32%
Plan fiduciary net position as a percentage of the total pension liability	82.38%	82.89%	96.40%	78.85%	82.61%	84.26%	83.89%	84.88%	92.00%	96.09%
Health Insurance Subsidy Program (HIS)										
Proportion of the net pension liability	0.003030703%	0.003139005%	0.003284585%	0.003067443%	0.003094986%	0.003217820%	0.003058610%	0.003103058%	0.003193632%	0.320184000%
Proportionate share of the net pension liability	\$ 481,316	\$ 332,471	\$ 402,904	\$ 374,530	\$ 346,298	\$ 340,578	\$ 327,041	\$ 356,468	\$ 325,700	\$ 299,380
Covered payroll	1,200,994	1,144,194	1,163,061	1,064,621	1,035,099	1,050,996	974,928	960,639	968,891	951,320
Proportionate share of the net pension liability as a percentage of covered payroll	40.08%	29.06%	34.64%	35.18%	33.46%	32.41%	33.55%	37.11%	33.62%	31.47%
Plan fiduciary net position as a percentage of the total pension liability	4.12%	4.81%	3.56%	3.00%	2.63%	2.15%	1.64%	0.97%	0.50%	0.99%

**NEW RIVER SOLID WASTE ASSOCIATION
SCHEDULE OF CONTRIBUTIONS
LAST 10 FISCAL YEARS
(UNAUDITED)**

	As of the Entity Fiscal Year Ended September 30,									
	2023	2022	2021	2020	2019	2018	2017	2016	2015	2014
Florida Retirement System (FRS)										
Contractually required contribution	\$ 108,949	\$ 111,981	\$ 111,628	\$ 142,856	\$ 135,339	\$ 133,599	\$ 116,075	\$ 111,641	\$ 115,045	\$ 106,667
Contributions in relation to the contractually required contribution	(108,949)	(111,981)	(111,628)	(142,856)	(135,339)	(133,599)	(116,075)	(111,641)	(115,045)	(106,667)
Contribution deficiency (excess)	\$ -	\$ -	\$ -	\$ -	\$ -	\$ -	\$ -	\$ -	\$ -	\$ -
Covered payroll	\$ 1,201,209	\$ 1,094,766	\$ 1,188,215	\$ 1,064,621	\$ 1,035,099	\$ 1,050,996	\$ 974,928	\$ 960,639	\$ 968,891	\$ 951,320
Contributions as a percentage of covered payroll	9.07%	10.23%	9.39%	13.42%	13.07%	12.71%	11.91%	11.62%	11.87%	11.21%
Health Insurance Subsidy Program (HIS)										
Contractually required contribution	\$ 20,884	\$ 18,173	\$ 19,724	\$ 17,673	\$ 17,183	\$ 17,447	\$ 16,184	\$ 15,947	\$ 12,208	\$ 11,416
Contributions in relation to the contractually required contribution	(20,884)	(18,173)	(19,724)	(17,673)	(17,183)	(17,447)	(16,184)	(15,947)	(12,208)	(11,416)
Contribution deficiency (excess)	\$ -	\$ -	\$ -	\$ -	\$ -	\$ -	\$ -	\$ -	\$ -	\$ -
Covered payroll	\$ 1,201,209	\$ 1,094,766	\$ 1,188,215	\$ 1,064,621	\$ 1,035,099	\$ 1,050,996	\$ 974,928	\$ 960,639	\$ 968,891	\$ 951,320
Contributions as a percentage of covered payroll	1.74%	1.66%	1.66%	1.66%	1.66%	1.66%	1.66%	1.66%	1.26%	1.20%

INDEPENDENT AUDITORS' REPORT ON INTERNAL CONTROL OVER FINANCIAL REPORTING AND ON COMPLIANCE AND OTHER MATTERS BASED ON AN AUDIT OF FINANCIAL STATEMENTS PERFORMED IN ACCORDANCE WITH *GOVERNMENT AUDITING STANDARDS*

To the Board of Directors,
New River Solid Waste Association:

We have audited, in accordance with auditing standards generally accepted in the United States of America and the standards applicable to financial audits contained in the *Government Auditing Standards* issued by the Comptroller General of the United States, the financial statements of New River Solid Waste Association (the Association) as of and for the year ended September 30, 2023, and the related notes to the financial statements, which collectively comprise the Association's basic financial statements, and have issued our report thereon dated May 2, 2024.

Report on Internal Control over Financial Reporting

In planning and performing our audit of the financial statements, we considered the Association's internal control over financial reporting (internal control) as a basis for designing procedures that are appropriate in the circumstances for the purpose of expressing our opinion on the financial statements, but not for the purpose of expressing an opinion on the effectiveness of the Association's internal control. Accordingly, we do not express an opinion on the effectiveness of the Association's internal control.

A *deficiency in internal control* exists when the design or operation of a control does not allow management or employees in the normal course of performing their assigned functions, to prevent or detect and correct misstatements on a timely basis. A *material weakness* is a deficiency, or combination of deficiencies, in internal control, such that there is a reasonable possibility that a material misstatement of the Association's financial statements will not be prevented, or detected and corrected on a timely basis. A *significant deficiency* is a deficiency, or a combination of deficiencies, in internal control that is less severe than a material weakness, yet important enough to merit attention by those charged with governance.

Our consideration of internal control was for the limited purpose described in the first paragraph of this section and was not designed to identify all deficiencies in internal control that might be material weaknesses or significant deficiencies. Given these limitations, during our audit we did not identify any deficiencies in internal control that we consider to be material weaknesses. However, material weaknesses or significant deficiencies may exist that were not identified.

Report on Compliance and Other Matters

As part of obtaining reasonable assurance about whether the Association's financial statements are free from material misstatement, we performed tests of its compliance with certain provisions of laws, regulations, contracts, and grant agreements, noncompliance with which could have a direct and material effect on the financial statements. However, providing an opinion on compliance with those provisions was not an objective of our audit and, accordingly, we do not express such an opinion. The results of our tests disclosed no instances of noncompliance or other matters that are required to be reported under *Government Auditing Standards*.

Purpose of this Report

The purpose of this report is solely to describe the scope of our testing of internal control and compliance and the results of that testing, and not to provide an opinion on the effectiveness of the Association's internal control or on compliance. This report is an integral part of an audit performed in accordance with *Government Auditing Standards* in considering the Association's internal control and compliance. Accordingly, this communication is not suitable for any other purpose.

Gainesville, Florida
May 2, 2024

James Moore & Co., P.L.

**INDEPENDENT AUDITORS' MANAGEMENT LETTER REQUIRED
BY CHAPTER 10.550, RULES OF THE STATE OF FLORIDA
OFFICE OF THE AUDITOR GENERAL**

To the Board of Directors,
New River Solid Waste Association:

Report on the Financial Statements

We have audited the basic financial statements of the New River Solid Waste Association (the Association), as of and for the fiscal year ended September 30, 2023, and have issued our report thereon dated May 2, 2024.

Auditors' Responsibility

We conducted our audit in accordance with auditing standards generally accepted in the United States of America; the standards applicable to financial audits contained in *Government Auditing Standards*, issued by the Comptroller General of the United States; and Chapter 10.550, Rules of the Auditor General.

Other Reporting Requirements

We have issued our Independent Auditors' Report on Internal Control over Financial Reporting and Compliance and Other Matters Based on an Audit of the Financial Statements Performed in Accordance with *Government Auditing Standards*; and Independent Accountants' Report on an examination conducted in accordance with *AICPA Professional Standards*, AT-C Section 315, regarding compliance requirements in accordance with Chapter 10.550, Rules of the Auditor General. Disclosures in those reports and schedule, which are dated May 2, 2024, should be considered in conjunction with this management letter.

Prior Audit Findings

Section 10.554(1)(i)1., Rules of the Auditor General, requires that we determine whether or not corrective actions have been taken to address findings and recommendations made in the preceding annual financial audit report. There were no findings and recommendations made in the preceding financial audit report.

Official Title and Legal Authority

Section 10.554(1)(i)4., Rules of the Auditor General, requires that the name or official title and legal authority for the primary government and each component unit of the reporting entity be disclosed in this management letter, unless disclosed in the notes to the financial statements. The New River Solid Waste Association was established by special act by the Florida Legislature. There are no component units related to the Association.

Financial Condition and Management

Sections 10.554(1)(i)5.a. and 10.556(7), Rules of the Auditor General, require us to apply appropriate procedures and communicate the results of our determination as to whether or not the Association has met one or more of the conditions described in Section 218.503(1), Florida Statutes, and to identify the specific condition(s) met. In connection with our audits, we determined that the Association did not meet any of the conditions described in Section 218.503(1), Florida Statutes.

Pursuant to Sections 10.554(1)(i)5.b. and 10.556(8), Rules of the Auditor General, we applied financial condition assessment procedures for the Association. It is management's responsibility to monitor the Association's financial condition, and our financial condition assessment was based in part on representations made by management and the review of financial information provided by same.

Section 10.554(1)(i)2., Rules of the Auditor General, requires that we communicate any recommendations to improve financial management. In connection with our audit, we had no such recommendations.

Special District Component Units

Section 10.554(1)(i)5.c., Rules of the Auditor General, requires, if appropriate, that we communicate the failure of a special district that is a component unit of a county, municipality, or special district, to provide the financial information necessary for proper reporting of the component unit within the audited financial statements of the county, municipality, or special district in accordance with Section 218.39(3)(b), Florida Statutes. In connection with our audit, we did not note any special district component units that failed to provide the necessary information for proper reporting in accordance with Section 218.39(3)(b), Florida Statutes.

Specific Special District Information – New River Solid Waste Association

The following items have been provided to us to comply with state reporting requirements and have not been audited by us. We did not audit the following information within this section, nor were we required to perform any procedures to verify the accuracy or the completeness of the information provided by management. We do not express an opinion, a conclusion, nor provide any form of assurance on this data.

As required by Section 218.39(3)(c), Florida Statutes, and Section 10.554(1)(i)6, Rules of the Auditor General, the Association reported the following unaudited data:

- a) The total number of district employees compensated in the last pay period of the district's fiscal year: 17.
- b) The total number of independent contractors to whom nonemployee compensation was paid in the last month of the district's fiscal year: 2.
- c) All compensation earned by or awarded to employees, whether paid or accrued, regardless of contingency: \$1,216,975.
- d) All compensation earned by or awarded to nonemployee independent contractors, whether paid or accrued, regardless of contingency: \$28,450.
- e) Each construction project with a total cost of at least \$65,000 approved by the district that is scheduled to begin on or after October 1 of the fiscal year being reported, together with the total expenditures for such project as:
 - a. Cell 7 construction project in the amount of \$151,088
 - b. Leachate construction project in the amount of \$94,160

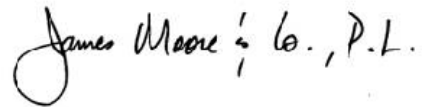
- f) A budget variance based on the budget adopted under Section 189.016(4), Florida Statutes, before the beginning of the fiscal year being reported if the district amends a final adopted budget under Section 189.016(6), Florida Statutes, as follows: the district's original budget totaled \$8,219,147 and was amended by the total amount of \$44,585, for final budgeted expenditures of \$8,263,732.

Additional Matters

Section 10.554(1)(i)3., Rules of the Auditor General, requires us to communicate noncompliance with provisions of contracts or grant agreements, or abuse, that have occurred, or are likely to have occurred, that have an effect on the financial statements that is less than material but which warrants the attention of those charged with governance. In connection with our audit, we did not note any such findings.

Purpose of this Letter

Our management letter is intended solely for the information and use of the Legislative Auditing Committee, members of the Florida Senate and the Florida House of Representatives, the Florida Auditor General, Federal and other granting agencies, and applicable management and the Board of Supervisors, and is not intended to be and should not be used by anyone other than these specified parties.

A handwritten signature in black ink that reads "James Moore & Co., P.L." The signature is written in a cursive style with a large initial 'J'.

Gainesville, Florida
May 2, 2024

INDEPENDENT ACCOUNTANTS' EXAMINATION REPORT

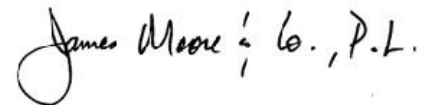
To the Board of Directors,
New River Solid Waste Association:

We have examined the New River Solid Waste Association's (the Association) compliance with Section 218.415, Florida Statutes, *Local Government Investment Policies*, for the year ended September 30, 2023. The Association's management is responsible for the Association's compliance with those requirements. Our responsibility is to obtain reasonable assurance by evaluating against the requirements and performing other procedures to obtain sufficient appropriate evidence to express an opinion that conveys the results of our evaluation based on our examination.

Our examination was conducted in accordance with attestation standards established by the American Institute of Certified Public Accountants. Those standards require that we plan and perform the examination to obtain reasonable assurance about whether the Association complied with Section 218.415, Florida Statutes, *Local Government Investment Policies*, for the year ended September 30, 2023, in all material respects. An examination involves performing procedures to obtain evidence about the Association's compliance with those requirements. The nature, timing, and extent of the procedures selected depend on our judgment, including an assessment of risks of material noncompliance with those requirements, whether due to fraud or error. We believe that the evidence we obtained is sufficient and appropriate to provide a reasonable basis for our opinion.

We are required to be independent of the Association, and to meet our other ethical responsibilities, in accordance with relevant ethical requirements relating to our examination engagement.

In our opinion, the Association's compliance for the year ended September 30, 2023, was in accordance with the aforementioned requirements in all material respects.



Gainesville, Florida
May 2, 2024